

ACI Racing Weekend Imola, 1-2 Giugno 2024

Camp. Ita. Gran Turismo Sprint GTCup - Classifica Libere 1

Imola Circuit 4.909 m

1 / 3

	Conduattore 1 Num. Concorrente	Conduattore 2 Team	Auto	Classe	Tempo	Dist.	Media	Giri
1	109 FONTANA Andrea (ITA) DL RACING	LOCANTO Diego (ITA) DL Racing	LAMBORGHINI HURACÁN ST EVO 2	GTC1P	1'46.231		166,358	19
2	103 PIERANTONI Emiliano (ITA) EASY RACE	DI FABIO Diego (ITA) Easy Race	FERRARI 488 CHALLENGE	GTC1P	1'46.316	0.085	166,225	22
3	133 PISANI Eugenio (ITA) SP RACING TEAM	ZERBI Stefano (ITA) SP Racing Team	PORSCHE 911 CUP 992	GTC2P	1'46.643	0.412	165,716	18
4	106 POLLINI Giacomo (ITA) POLLINI GIACOMO	POLLINI Matteo (ITA) Giacomo Race	LAMBORGHINI HURACÁN ST EVO 2	GTC1P	1'46.649	0.418	165,706	22
5	224 POLVERINI Daniele (ITA) ZRS MOTORSPORT	LIANA Nicolò (ITA) ZRS Motorsport	PORSCHE 911 CUP 992	GTC2A	1'47.075	0.844	165,047	22
6	250 BORELLI Edoardo (ITA) AF CORSE	CASÈ Lorenzo (MCO) AF Corse	FERRARI 488 CHALLENGE	GTC1A	1'47.155	0.924	164,924	19
7	121 MESSINA Rosario (ITA) MM MOTORSPORT	RAFFETTI Mattia (ITA) MM Motorsport	LAMBORGHINI HURACÁN ST EVO 2	GTC1P	1'47.163	0.932	164,911	23
8	205 CARBONI Gianluca (ITA) BEST LAP	MARI Ivan (CHE) Best Lap	FERRARI 488 CHALLENGE	GTC1A	1'47.175	0.944	164,893	23
9	111 PATRINICOLA Simone (ITA) BEST LAP	PEGORARO Lorenzo (ITA) Best Lap	FERRARI 488 CHALLENGE	GTC1P	1'47.430	1.199	164,502	21
10	169 PALMA Andrea (ITA) RAPTOR ENGINEERING	NAVATTA Massimo (ITA) Raptor Engineering	PORSCHE 911 CUP 992	GTC2P	1'47.603	1.372	164,237	19
11	249 CARMINATI Ettore (ITA) CARMINATI ETTORE	PELLEGRINI Bernardo (ITA) CRM Motorsport	LAMBORGHINI HURACÁN ST EVO 2	GTC1A	1'47.737	1.506	164,033	19
12	178 BUCCI Mattia (ITA) BEST LAP	CROCCOLINO Filippo (ITA) Best Lap	FERRARI 488 CHALLENGE	GTC1P	1'47.888	1.657	163,803	12
13	202 D'AURIA Ferdinando (ITA) HC RACING	OLIVA Gaetano (ITA) HC Racing	LAMBORGHINI HURACÁN ST EVO 2	GTC1A	1'47.893	1.662	163,796	21
14	155 MILNER Christopher (GBR) MILNER CHRISTOPHER	HANCOCK Samuel (GBR) RS Historics	LAMBORGHINI HURACÁN ST EVO	GTC1P	1'47.910	1.679	163,770	22
15	180 LOVATI Tommaso (ITA) MERTEL MOTORSPORT	TRENTIN Mauro (ITA) Mertel Motorsport	FERRARI 488 CHALLENGE	GTC1P	1'48.066	1.835	163,533	17
16	172 SCIONI Federico (ITA) DL RACING	MAINETTI Alessandro (ITA) DL Racing	LAMBORGHINI HURACÁN ST EVO 2	GTC1P	1'48.196	1.965	163,337	17
17	239 HAN Huilin (CHN) TARGET RACING	Target Racing	LAMBORGHINI HURACÁN ST EVO 2	GTC1A	1'48.261	2.030	163,239	20
18	177 RENMANS Gilles (BEL) SPEED LOVER	Double TT Racing	FERRARI 488 CHALLENGE	GTC1P	1'48.282	2.051	163,207	20
19	223 ZANINI Stefano (MCO) SP RACING TEAM	FABIANI Fabio (ITA) SP Racing Team	PORSCHE 911 CUP 992	GTC2A	1'48.308	2.077	163,168	17
20	288 CLEMENTI PISANI Alberto (ITA) HC RACING	RANDAZZO Piergiacomo (ITA) HC Racing	LAMBORGHINI HURACÁN ST EVO 2	GTC1A	1'48.336	2.105	163,126	21
21	196 ALI Largim (DNK) TARGET RACING	GIANNONI Raffaele (ITA) Target Racing	LAMBORGHINI HURACÁN ST EVO 2	GTC1P	1'48.467	2.236	162,929	10
22	162 BADAWI Ibrahim (EGY) DL RACING	DL Racing	LAMBORGHINI HURACÁN ST EVO 2	GTC1P	1'48.625	2.394	162,692	19
23	277 LOCKE Mark Adrian (GBR) LOCKE MARK ADRIAN	ERCOLI Gianmarco (ITA) Double TT Racing	FERRARI 488 CHALLENGE	GTC1A	1'49.198	2.967	161,838	21
24	280 BRISELLI Victor (ITA) BRISELLI VICTOR	SEGATTINI Emma (ITA) Officina Pinetti	FERRARI 488 CHALLENGE	GTC1A	1'50.147	3.916	160,444	20
25	218 NALDI Giovanni (CHE) BEST LAP	SIMONELLI Gianluigi (ITA) Best Lap	FERRARI 488 CHALLENGE	GTC1A	1'50.182	3.951	160,393	14

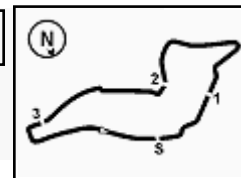
Direttore di Gara : Massimiliano Ghinassi

Direttore di Prova : Alessandro Ferrari

31/05/2024 Inizio 11:34 Fine 12:26

Esposta alle:





ACI Racing Weekend Imola, 1-2 Giugno 2024

Camp. Ita. Gran Turismo Sprint GTCup - Classifica Libere 1

Imola Circuit 4.909 m

2 / 3

26	201 PRIVITELIO Luciano (SMR) SCUDERIA VILLORBA CORSE	Villorba Corse	LAMBORGHINI HURACÁN ST EVO 2	GTC1A	1'50.677	4.446	159,675	21
27	233 ABBATI Massimo (ITA) SP RACING TEAM	GRISI Alberto (ITA) SP Racing Team	PORSCHE 911 CUP 992	GTC2A	1'50.767	4.536	159,546	20
28	272 TAGLIAPIETRA Nicola (ITA) DL RACING	DALOKAY Vedat Ali (TUR) DL Racing	LAMBORGHINI HURACÁN ST EVO 2	GTC1A	1'50.865	4.634	159,405	18
29	281 LA MARCA Michele (ITA) MERTEL MOTORSPORT	VERZELLI Marco (ITA) Mertel Motorsport	FERRARI 488 CHALLENGE	GTC1A	1'51.655	5.424	158,277	19
30	229 STEFANIN Giovanni (ITA) STEFANIN GIOVANNI	VULLO Simone Jody (ITA) Officina Pinetti	FERRARI 488 CHALLENGE	GTC1A	1'54.083	7.852	154,908	7
31	163 ZANON Ignazio (ITA) VSR	TRIBAUDINI Stephane (FRA) VSR	LAMBORGHINI HURACÁN ST EVO 2	GTC1P				1
32	123 NISKANEN Elias (FIN) LEMA RACING	KOSIC Matej (SVN) LEMA Racing	LAMBORGHINI HURACÁN ST EVO 2	GTC1P				0

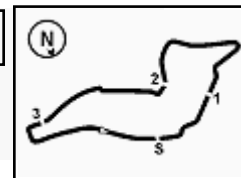
Umidità	41%	ARIA	26°C
Condizioni	DRY	Pista	41°C

Direttore di Gara : Massimiliano Ghinassi

Direttore di Prova : Alessandro Ferrari

31/05/2024 Inizio 11:34 Fine 12:26

Esposta alle:


ACI Racing Weekend Imola, 1-2 Giugno 2024
Camp. Ita. Gran Turismo Sprint GTCup - Classifica Libere 1

Imola Circuit 4.909 m

3 / 3

Penalty and Infringment

11.43	205 Best Lap	Time Deleted (1'49.394) - Exceeded Track Limits - Turn 14
12.12	109 DL Racing	Stop & Go - 5 minutes
12.23	205 Best Lap	Time Deleted (1'47.446) - Exceeded Track Limits - Turn 14

Fastest Laps Sequence

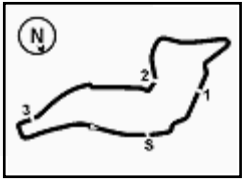
Num.	Concorrente	Naz	Team	Auto	Local Time	Tempo	Dist.	Media
249	E. CARMINATI	ITA	CRM Motorsport	Lamborghini Huracán ST Evo 2	11:38'17.322	1'54.605		154,203
169	A. PALMA	ITA	Raptor Engineering	Porsche 911 Cup 992	11:39'52.572	1'50.772	-3.833	159,539
249	E. CARMINATI	ITA	CRM Motorsport	Lamborghini Huracán ST Evo 2	11:40'07.746	1'50.424	-0.348	160,041
172	F. SCIONTI	ITA	DL Racing	Lamborghini Huracán ST Evo 2	11:40'10.024	1'50.010	-0.414	160,644
180	T. LOVATI	ITA	Mertel Motorsport	Ferrari 488 Challenge	11:40'11.881	1'49.920	-0.090	160,775
239	H. HAN	CHN	Target Racing	Lamborghini Huracán ST Evo 2	11:40'41.317	1'49.315	-0.605	161,665
169	A. PALMA	ITA	Raptor Engineering	Porsche 911 Cup 992	11:41'40.976	1'48.404	-0.911	163,024
111	S. PATRINICOLA	ITA	Best Lap	Ferrari 488 Challenge	11:42'48.955	1'47.804	-0.600	163,931
103	E. PIERANTONI	ITA	Easy Race	Ferrari 488 Challenge	11:45'07.313	1'47.412	-0.392	164,529
133	E. PISANI	ITA	SP Racing Team	Porsche 911 Cup 992	11:45'13.084	1'46.965	-0.447	165,217
103	E. PIERANTONI	ITA	Easy Race	Ferrari 488 Challenge	11:46'53.854	1'46.541	-0.424	165,874
103	E. PIERANTONI	ITA	Easy Race	Ferrari 488 Challenge	11:48'40.170	1'46.316	-0.225	166,225
109	A. FONTANA	ITA	DL Racing	Lamborghini Huracán ST Evo 2	11:49'31.142	1'46.231	-0.085	166,358

Direttore di Gara : Massimiliano Ghinassi

Direttore di Prova : Alessandro Ferrari

31/05/2024 Inizio 11:34 Fine 12:26

Esposta alle:


ACI Racing Weekend Imola, 1-2 Giugno 2024
Camp. Ita. Gran Turismo Sprint GTCup - Best Sectors & Speed Libere 1

MIGLIOR GIRO		
1	109 DL RACING	Lamborghini Huracán ST Evo 2 1'46.231
2	103 EASY RACE	Ferrari 488 Challenge 1'46.316
3	133 SP RACING TEAM	Porsche 911 Cup 992 1'46.643
4	106 POLLINI GIACOMO	Lamborghini Huracán ST Evo 2 1'46.649
5	224 ZRS MOTORSPORT	Porsche 911 Cup 992 1'47.075
6	250 AF CORSE	Ferrari 488 Challenge 1'47.155
7	121 MM MOTORSPORT	Lamborghini Huracán ST Evo 2 1'47.163
8	205 BEST LAP	Ferrari 488 Challenge 1'47.175
9	111 BEST LAP	Ferrari 488 Challenge 1'47.430
10	169 RAPTOR ENGINEERING	Porsche 911 Cup 992 1'47.603
11	249 CARMINATI ETTORE	Lamborghini Huracán ST Evo 2 1'47.737
12	178 BEST LAP	Ferrari 488 Challenge 1'47.888
13	202 HC RACING	Lamborghini Huracán ST Evo 2 1'47.893
14	155 MILNER CHRISTOPHER	Lamborghini Huracán ST Evo 1'47.910
15	180 MERTEL MOTORSPORT	Ferrari 488 Challenge 1'48.066
16	172 DL RACING	Lamborghini Huracán ST Evo 2 1'48.196
17	239 TARGET RACING	Lamborghini Huracán ST Evo 2 1'48.261
18	177 SPEED LOVER	Ferrari 488 Challenge 1'48.282
19	223 SP RACING TEAM	Porsche 911 Cup 992 1'48.308
20	288 HC RACING	Lamborghini Huracán ST Evo 2 1'48.336
21	196 TARGET RACING	Lamborghini Huracán ST Evo 2 1'48.467
22	162 DL RACING	Lamborghini Huracán ST Evo 2 1'48.625
23	277 LOCKE MARK ADRIAN	Ferrari 488 Challenge 1'49.198
24	280 BRISELLI VICTOR	Ferrari 488 Challenge 1'50.147
25	218 BEST LAP	Ferrari 488 Challenge 1'50.182
26	201 SCUDERIA VILLORBA CORS	Lamborghini Huracán ST Evo 2 1'50.677
27	233 SP RACING TEAM	Porsche 911 Cup 992 1'50.767
28	272 DL RACING	Lamborghini Huracán ST Evo 2 1'50.865
29	281 MERTEL MOTORSPORT	Ferrari 488 Challenge 1'51.655
30	229 STEFANIN GIOVANNI	Ferrari 488 Challenge 1'54.083
31	123 LEMA RACING	Lamborghini Huracán ST Evo 2
32	163 VSR	Lamborghini Huracán ST Evo 2

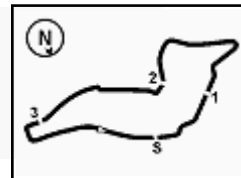
SPEED		
1	223 SP RACING TEAM	Porsche 911 Cup 992 272,7
2	155 MILNER CHRISTOPHER	Lamborghini Huracán ST Evo 270,0
3	111 BEST LAP	Ferrari 488 Challenge 269,3
4	250 AF CORSE	Ferrari 488 Challenge 269,3
5	180 MERTEL MOTORSPORT	Ferrari 488 Challenge 269,3
6	280 BRISELLI VICTOR	Ferrari 488 Challenge 268,7
7	178 BEST LAP	Ferrari 488 Challenge 268,0
8	233 SP RACING TEAM	Porsche 911 Cup 992 268,0
9	103 EASY RACE	Ferrari 488 Challenge 266,7
10	177 SPEED LOVER	Ferrari 488 Challenge 266,0
11	121 MM MOTORSPORT	Lamborghini Huracán ST Evo 2 266,0
12	202 HC RACING	Lamborghini Huracán ST Evo 2 265,4
13	224 ZRS MOTORSPORT	Porsche 911 Cup 992 265,4
14	277 LOCKE MARK ADRIAN	Ferrari 488 Challenge 264,7
15	281 MERTEL MOTORSPORT	Ferrari 488 Challenge 264,7
16	218 BEST LAP	Ferrari 488 Challenge 264,7
17	205 BEST LAP	Ferrari 488 Challenge 264,7
18	249 CARMINATI ETTORE	Lamborghini Huracán ST Evo 2 264,1
19	169 RAPTOR ENGINEERING	Porsche 911 Cup 992 263,4
20	288 HC RACING	Lamborghini Huracán ST Evo 2 263,4
21	162 DL RACING	Lamborghini Huracán ST Evo 2 262,1
22	106 POLLINI GIACOMO	Lamborghini Huracán ST Evo 2 262,1
23	201 SCUDERIA VILLORBA CORS	Lamborghini Huracán ST Evo 2 262,1
24	133 SP RACING TEAM	Porsche 911 Cup 992 262,1
25	109 DL RACING	Lamborghini Huracán ST Evo 2 261,5
26	196 TARGET RACING	Lamborghini Huracán ST Evo 2 260,9
27	239 TARGET RACING	Lamborghini Huracán ST Evo 2 260,9
28	229 STEFANIN GIOVANNI	Ferrari 488 Challenge 258,4
29	272 DL RACING	Lamborghini Huracán ST Evo 2 258,4
30	172 DL RACING	Lamborghini Huracán ST Evo 2 255,9
31	163 VSR	Lamborghini Huracán ST Evo 2 166,4

SEG. 1	
1	111 BEST LAP 22.105
2	178 BEST LAP 22.115
3	109 DL RACING 22.127
4	202 HC RACING 22.131
5	106 POLLINI GIACOMO 22.153
6	205 BEST LAP 22.163
7	180 MERTEL MOTORSPORT 22.179
8	133 SP RACING TEAM 22.180
9	250 AF CORSE 22.208
10	103 EASY RACE 22.215
11	224 ZRS MOTORSPORT 22.240
12	121 MM MOTORSPORT 22.305
13	169 RAPTOR ENGINEERING 22.332
14	155 MILNER CHRISTOPHE 22.393
15	249 CARMINATI ETTORE 22.453
16	277 LOCKE MARK ADRIAN 22.521
17	177 SPEED LOVER 22.528
18	172 DL RACING 22.531
19	239 TARGET RACING 22.578
20	288 HC RACING 22.586
21	223 SP RACING TEAM 22.670
22	196 TARGET RACING 22.680
23	162 DL RACING 22.725
24	218 BEST LAP 22.764
25	280 BRISELLI VICTOR 22.961
26	201 SCUDERIA VILLORBA C 22.966
27	233 SP RACING TEAM 23.004
28	272 DL RACING 23.222
29	281 MERTEL MOTORSPORT 23.345
30	229 STEFANIN GIOVANNI 24.168

SEG. 2	
1	109 DL RACING 34.744
2	106 POLLINI GIACOMO 34.758
3	103 EASY RACE 34.984
4	133 SP RACING TEAM 35.016
5	224 ZRS MOTORSPORT 35.156
6	121 MM MOTORSPORT 35.289
7	172 DL RACING 35.290
8	249 CARMINATI ETTORE 35.301
9	288 HC RACING 35.349
10	162 DL RACING 35.354
11	196 TARGET RACING 35.375
12	202 HC RACING 35.391
13	239 TARGET RACING 35.398
14	250 AF CORSE 35.434
15	180 MERTEL MOTORSPORT 35.495
16	169 RAPTOR ENGINEERING 35.527
17	155 MILNER CHRISTOPHE 35.572
18	205 BEST LAP 35.589
19	177 SPEED LOVER 35.602
20	178 BEST LAP 35.604
21	111 BEST LAP 35.609
22	277 LOCKE MARK ADRIAN 35.902
23	223 SP RACING TEAM 35.921
24	272 DL RACING 36.259
25	280 BRISELLI VICTOR 36.340
26	218 BEST LAP 36.560
27	201 SCUDERIA VILLORBA C 36.563
28	233 SP RACING TEAM 36.631
29	281 MERTEL MOTORSPORT 36.961
30	229 STEFANIN GIOVANNI 37.786
31	163 VSR 40.057

SEG. 3	
1	103 EASY RACE 29.862
2	109 DL RACING 29.918
3	205 BEST LAP 30.058
4	250 AF CORSE 30.107
5	178 BEST LAP 30.120
6	121 MM MOTORSPORT 30.153
7	224 ZRS MOTORSPORT 30.164
8	133 SP RACING TEAM 30.178
9	169 RAPTOR ENGINEERING 30.280
10	106 POLLINI GIACOMO 30.329
11	196 TARGET RACING 30.376
12	223 SP RACING TEAM 30.424
13	111 BEST LAP 30.470
14	249 CARMINATI ETTORE 30.561
15	288 HC RACING 30.574
16	202 HC RACING 30.604
17	177 SPEED LOVER 30.606
18	239 TARGET RACING 30.612
19	180 MERTEL MOTORSPORT 30.624
20	280 BRISELLI VICTOR 30.636
21	277 LOCKE MARK ADRIAN 30.770
22	155 MILNER CHRISTOPHE 30.793
23	172 DL RACING 30.885
24	162 DL RACING 30.903
25	233 SP RACING TEAM 31.053
26	218 BEST LAP 31.106
27	201 SCUDERIA VILLORBA C 31.161
28	272 DL RACING 31.225
29	281 MERTEL MOTORSPORT 31.296
30	229 STEFANIN GIOVANNI 31.700
31	163 VSR 35.005

SEG. 4	
1	111 BEST LAP 18.955
2	205 BEST LAP 18.971
3	155 MILNER CHRISTOPHE 18.972
4	106 POLLINI GIACOMO 19.011
5	277 LOCKE MARK ADRIAN 19.040
6	109 DL RACING 19.067
7	224 ZRS MOTORSPORT 19.079
8	178 BEST LAP 19.088
9	133 SP RACING TEAM 19.134
10	103 EASY RACE 19.158
11	169 RAPTOR ENGINEERING 19.194
12	177 SPEED LOVER 19.197
13	250 AF CORSE 19.204
14	121 MM MOTORSPORT 19.248
15	223 SP RACING TEAM 19.273
16	172 DL RACING 19.287
17	180 MERTEL MOTORSPORT 19.291
18	202 HC RACING 19.299
19	249 CARMINATI ETTORE 19.362
20	196 TARGET RACING 19.400
21	218 BEST LAP 19.420
22	288 HC RACING 19.425
23	239 TARGET RACING 19.458
24	280 BRISELLI VICTOR 19.463
25	233 SP RACING TEAM 19.498
26	162 DL RACING 19.506
27	281 MERTEL MOTORSPORT 19.582
28	272 DL RACING 19.739
29	201 SCUDERIA VILLORBA C 19.740
30	229 STEFANIN GIOVANNI 20.429



ACI Racing Weekend Imola, 1-2 Giugno 2024

Camp. Ita. Gran Turismo Sprint GTCup - Analisi Tempi Libere 1

Imola Circuit 4.909 m

1 / 6
103 Easy Race (1'46.316)

Giro	Seg.1	Seg.2	Seg.3	Seg.4	T. Giro	km/h	Local Time
1		37.895	32.538	1'52.374		175,3	
2	38.485	38.165	31.451	19.304	2'07.405P	180,3	11:39'42.322
3	23.288	36.098	30.915	19.290	1'49.591	250,6	11:41'31.913
4	22.731	35.465	30.446	19.346	1'47.988	252,9	11:43'19.901
5	22.639	35.439	30.022	19.312	1'47.412	261,5	11:45'07.313
6	22.215	35.144	29.943	19.239	1'46.541	264,7	11:46'53.854
7	22.312	34.984	29.862	19.158	1'46.316	265,4	11:48'40.170
8	22.608	36.801	31.184	3'33.791	5'04.384P	266,7	11:53'44.554
9	39.526	39.157	33.226	19.456	2'11.365P	177,6	11:55'55.919
10	23.373	36.533	30.973	20.289	1'51.168	252,3	11:57'47.087
11	35.247	1'02.357	31.853	19.556	2'29.013	170,9	12:00'16.100
12	23.455	36.697	32.321	20.226	1'52.699	256,5	12:02'08.799
13	24.130	36.408	31.061	19.546	1'51.145	234,8	12:03'59.944
14	23.112	36.433	31.442	19.389	1'50.376	263,4	12:05'50.320
15	22.965	36.304	30.912	19.421	1'49.602	265,4	12:07'39.922
16	23.014	36.052	30.860	19.461	1'49.387	264,7	12:09'29.309
17	23.307	36.939	31.362	2'17.887	3'49.495P	241,1	12:13'18.804
18	39.388	36.550	31.185	19.297	2'06.420P	182,4	12:15'25.224
19	23.098	36.236	30.718	19.257	1'49.309	264,1	12:17'14.533
20	22.763	36.840	32.259	19.487	1'51.349	262,1	12:19'05.882
21	23.087	36.101	30.888	19.709	1'49.785	261,5	12:20'55.667
22	22.699	36.575	31.772	19.441	1'50.487	265,4	12:22'46.154
23	22.856	36.385	30.700	19.304	1'49.245	264,7	12:24'35.399

9	38.256	37.345	31.875	19.433	2'06.909P	178,2	11:55'20.755
10	22.287	34.980	30.004	19.184	1'46.455	260,9	11:57'07.210
11	24.682	1'05.001	45.576	22.621	2'37.880	260,2	11:59'45.090
12	22.411	34.810	34.637	19.455	1'51.313	259,6	12:01'36.403
13	22.486	35.340	31.338	20.452	1'49.616	260,9	12:03'26.019
14	22.127	34.744	30.827	2'21.590	3'49.288P	261,5	12:07'15.307
15	41.299	36.785	34.485	20.515	2'13.084P	166,9	12:09'28.391
16	23.034	36.500	31.416	19.353	1'50.303	260,2	12:11'18.694
17	23.652	35.881	30.965	19.925	1'50.423	257,8	12:13'09.117
18	22.897	35.981	30.927	19.617	1'49.422	259,0	12:14'58.539
19	23.049	36.798	34.045	6'18.515	7'52.407P	260,9	12:22'50.946
20	38.900	37.805	31.065	19.800	2'07.570P	179,7	12:24'58.516

111 Best Lap (1'47.430)

Giro	Seg.1	Seg.2	Seg.3	Seg.4	T. Giro	km/h	Local Time
1							
2	56.428	44.643	39.067	21.932	2'42.070P	123,7	11:37'06.534
3	26.907	38.345	40.185	19.692	2'05.129	215,6	11:39'11.663
4	23.267	36.266	30.797	19.158	1'49.488	262,8	11:41'01.151
5	22.573	35.684	30.411	19.136	1'47.804	268,0	11:42'48.955
6	22.632			19.091	1'48.397	267,3	11:44'37.352
7	22.402	37.840	31.426	2'33.663	4'05.331P	267,3	11:48'42.683
8	39.636	36.340	30.470	20.457	2'06.903P	148,1	11:50'49.586
9	22.480			19.366	1'47.532	268,0	11:52'37.118
10	23.966	39.893	31.600	19.406	1'54.865	251,2	11:54'31.983
11	23.202			18.955	1'47.430	269,3	11:56'19.413
12	22.191			3'47.557	5'28.932P	268,0	12:01'48.345
13	38.592	39.096	31.170	20.573	2'09.431P	185,9	12:03'57.776
14	22.573	37.520	31.068	19.494	1'50.655	268,7	12:05'48.431
15	22.533	35.609	30.716	19.380	1'48.238	267,3	12:07'36.669
16	22.293	35.768	30.750	19.231	1'48.042	268,0	12:09'24.711
17	22.512	35.753	30.514	19.179	1'47.958	268,7	12:11'12.669
18	22.257	35.902	31.109	19.431	1'48.699	267,3	12:13'01.368
19	22.105	36.496	32.550	2'58.401	4'29.552P	267,3	12:17'30.920
20	37.586	35.673	34.374	19.497	2'07.130P	186,5	12:19'38.050
21	22.371	36.605	32.763	22.021	1'53.760	268,0	12:21'31.810
22	22.330	37.847	31.459	19.450	1'51.086	265,4	12:23'22.896
23	24.066	36.488	30.634			266,7	

106 Pollini Giacomo (1'46.649)

Giro	Seg.1	Seg.2	Seg.3	Seg.4	T. Giro	km/h	Local Time
1							
2	56.948	43.395	36.615	22.545	2'39.503P	159,8	11:37'01.425
3	25.221	37.077	33.595	20.719	1'56.612	208,5	11:38'58.037
4	23.463	36.075	31.474	19.427	1'50.439	247,7	11:40'48.476
5	23.062	35.726	31.100	19.537	1'49.425	257,1	11:42'37.901
6	22.842	35.917	31.361	19.980	1'50.100	259,6	11:44'28.001
7	22.669	35.700	31.142	19.547	1'49.058	259,0	11:46'17.059
8	22.620	35.525	31.079	19.489	1'48.713	260,9	11:48'05.772
9	22.506	35.899	30.954	19.624	1'48.983	261,5	11:49'54.755
10	22.508	35.824	32.712	19.703	1'50.747	260,9	11:51'45.502
11	22.632	35.594	31.374	19.336	1'48.936	260,9	11:53'34.438
12	22.581	35.642	30.803	19.894	1'48.920	259,0	11:55'23.358
13	22.416	35.522	30.836	19.258	1'48.032	260,9	11:57'11.390
14	24.217	1'03.074	47.379	2'59.446	5'14.116P	245,5	12:02'25.506
15	38.726	36.863	31.114	19.391	2'06.094P	168,5	12:04'31.600
16	22.322	35.879	30.980	19.234	1'48.415	259,0	12:06'20.015
17	22.387	34.989	30.437	19.204	1'47.017	259,6	12:08'07.032
18	22.355	35.029	30.447	19.011	1'46.842	260,2	12:09'53.874
19	22.327	34.832	30.329	19.161	1'46.649	261,5	12:11'40.523
20	23.907	35.606	32.250	20.192	1'51.955	260,2	12:13'32.478
21	22.419	35.364	30.560	19.454	1'47.797	259,6	12:15'20.275
22	22.317	35.234	30.447	19.156	1'47.154	262,1	12:17'07.429
23	22.153	34.758	30.524	19.233	1'46.668	261,5	12:18'54.097
24	25.069	40.097	33.954			226,9	

121 MM Motorsport (1'47.163)

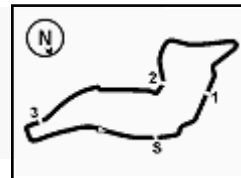
Giro	Seg.1	Seg.2	Seg.3	Seg.4	T. Giro	km/h	Local Time
1		46.903	38.210	42.803		161,0	
2	1'23.663	37.863	36.381	24.628	3'02.535P	178,5	11:40'33.879
3	23.020	36.281	30.962	19.641	1'49.904	254,7	11:42'23.783
4	23.791	36.394	30.821	19.436	1'50.442	246,0	11:44'14.225
5	22.740	35.556	30.591	19.417	1'48.304	257,1	11:46'02.529
6	23.338	36.304	31.165	19.385	1'50.192	240,5	11:47'52.721
7	22.390	35.289	30.575	19.248	1'47.502	262,8	11:49'40.223
8	22.305	35.341	30.153	19.364	1'47.163	263,4	11:51'27.386
9	22.941	35.510	30.260	19.371	1'48.082	255,9	11:53'15.468
10	23.064	35.346	30.750	19.457	1'48.617	256,5	11:55'04.085
11	23.184	35.473	30.600	36.367	2'05.624P	255,9	11:57'09.709
12	2'41.098	43.359	34.396	22.466	4'21.319P	178,5	12:01'31.028
13	26.250	38.851	36.002	20.268	2'01.371	237,9	12:03'32.399
14	23.226	36.811	31.241	19.962	1'51.240	260,2	12:05'23.639
15	23.119	36.559	31.287	19.990	1'50.955	264,7	12:07'14.594
16	22.983	36.374	31.150	19.708	1'50.215	264,7	12:09'04.809
17	24.643	37.889	31.997	20.037	1'54.566	265,4	12:10'59.375
18	22.821	37.263	31.116	19.745	1'50.945	264,7	12:12'50.320
19	22.545	35.947	31.041	19.688	1'49.221	265,4	12:14'39.541
20	22.784	40.303	34.738	20.285	1'58.110	265,4	12:16'37.651
21	23.154	37.854	35.213	21.318	1'57.539	244,9	12:18'35.190
22	22.648	35.987	31.069	19.768	1'49.472	264,7	12:20'24.662

109 DL Racing (1'46.231)

Giro	Seg.1	Seg.2	Seg.3	Seg.4	T. Giro	km/h	Local Time
1		42.038	36.047	2'19.789		127,5	
2	38.871	36.693	32.499	23.997	2'12.060P	178,8	11:40'32.035
3	22.961	35.302	30.612	19.696	1'48.571	257,8	11:42'20.606
4	23.007	36.021	30.871	19.187	1'49.086	258,4	11:44'09.692
5	22.541	34.982	30.987	19.582	1'48.092	259,6	11:45'57.784
6	22.290	35.014	30.328	19.495	1'47.127	259,0	11:47'44.911
7	22.433	34.813	29.918	19.067	1'46.231	258,4	11:49'31.142
8	23.025	36.254	31.902	2'11.523	3'42.704P	259,6	11:53'13.846

31/05/2024

P = Box In/Out - C = Tempo Invalidato



ACI Racing Weekend Imola, 1-2 Giugno 2024

Camp. Ita. Gran Turismo Sprint GTCup - Analisi Tempi Libere 1

Imola Circuit 4.909 m

2 / 6

23	22.543	36.479	31.100	19.856	1'49.978	260,9	12:22'14.640
24	22.561	36.281	31.000	19.655	1'49.497	266,0	12:24'04.137

11	24.718	36.316	31.545	19.693	1'52.272	222,7	11:57'28.061
12	32.624	1'03.335	38.198	20.573	2'34.730	260,2	12:00'02.791
13	22.855	36.221	31.629	19.791	1'50.496	259,6	12:09'53.287
14	22.756	35.544	31.215	19.510	1'49.025	259,6	12:03'42.312
15	22.979	42.784	31.840	19.894	1'57.497	262,1	12:05'39.809
16	22.956	35.581	31.203	19.607	1'49.347	259,0	12:07'29.156
17	22.725	35.491	30.903	19.506	1'48.625	260,2	12:09'17.781
18	23.259	37.994	31.826	7'44.673	9'17.752P	260,9	12:18'35.533
19	40.570	40.386	44.333	21.527	2'26.816P	122,4	12:21'02.349
20	22.994	35.886	35.280	20.487	1'54.647	257,1	12:22'56.996
21	22.892	35.354	32.123			257,8	

133 SP Racing Team (1'46.643)

Giro	Seg.1	Seg.2	Seg.3	Seg.4	T. Giro	km/h	Local Time
1		48.448	44.243	2'52.274		124,6	
2	47.645			20.768	2'16.814P	157,7	11:41'37.785
3	23.100			19.191	1'48.334	254,7	11:43'26.119
4	22.465	35.119	30.216	19.165	1'46.965	260,9	11:45'13.084
5	22.516	35.016	30.185	19.134	1'46.851	261,5	11:46'59.935
6	22.329	35.108	30.178	3'05.239	4'32.854P	262,1	11:51'32.789
7	38.769	41.821	35.242	19.165	2'14.997P	160,0	11:53'47.786
8	22.288	35.269	31.224	19.592	1'48.373	261,5	11:55'36.159
9	22.180			19.197	1'46.643	262,1	11:57'22.802
10	33.719	1'05.648	35.742	4'30.631	6'45.740P	225,5	12:04'08.542
11	43.733	40.988	35.354	20.569	2'20.644P	149,2	12:06'29.186
12	24.662	39.856	32.641	20.093	1'57.252	244,3	12:08'26.438
13	24.908	37.521	31.633	20.101	1'54.163	227,4	12:10'20.601
14	24.924	40.766	39.273	2'12.258	3'57.221P	229,8	12:14'17.822
15	41.113	40.973	36.040	20.695	2'18.821P	136,4	12:16'36.643
16	26.051	37.055	31.934	19.860	1'54.900	191,2	12:18'31.543
17	23.888	36.732	30.890	19.559	1'51.069	240,5	12:20'22.612
18	23.312	36.760	31.015	19.539	1'50.626	257,1	12:22'13.238
19	23.302	36.149	30.592	19.523	1'49.566	259,0	12:24'02.804

163 VSR

Giro	Seg.1	Seg.2	Seg.3	Seg.4	T. Giro	km/h	Local Time
1							
2	43.844	46.249	35.005	5'08.247	7'13.345P	157,7	11:52'59.200
3	41.604	40.057	35.830			166,4	

169 Raptor Engineering (1'47.603)

Giro	Seg.1	Seg.2	Seg.3	Seg.4	T. Giro	km/h	Local Time
1							
2	46.802	38.278	31.439	19.625	2'16.144P	106,0	11:38'01.800
3	23.224	36.263	31.362	19.923	1'50.772	252,9	11:39'52.572
4	23.023	35.558	30.524	19.299	1'48.404	257,8	11:41'40.976
5	23.048	35.789	30.739	3'29.998	4'59.574P	262,8	11:46'40.550
6	44.188	36.409	30.281	19.242	2'10.120P	127,1	11:48'50.670
7	22.382	35.527	30.500	19.194	1'47.603	260,9	11:50'38.273
8	22.332	35.852	30.280	19.312	1'47.776	260,9	11:52'26.049
9	22.839	36.030	31.541	7'18.374	8'48.784P	260,2	12:01'14.833
10	43.432	38.316	33.123	19.493	2'14.364P	178,2	12:03'29.197
11	22.561	35.684	30.592	19.316	1'48.153	262,8	12:05'17.350
12	22.866	36.527	31.492	2'18.460	3'49.345P	263,4	12:09'06.695
13	43.973	41.574	32.693	20.475	2'18.715P	139,5	12:11'25.410
14	24.765	37.821	32.462	20.142	1'55.190	218,2	12:13'20.600
15	24.863	38.774	31.960	20.119	1'55.716	217,3	12:15'16.316
16	24.050	38.994	31.933	20.182	1'55.159	221,3	12:17'11.475
17	23.964	39.643	34.570	20.876	1'59.053	223,1	12:19'10.528
18	24.034	38.915	32.395	20.786	1'56.130	231,3	12:21'06.658
19	23.899	37.725	32.290	19.888	1'53.802	227,4	12:23'00.460
20	23.903	37.178	31.719	19.782	1'52.582	234,8	12:24'53.042

155 Milner Christopher (1'47.910)

Giro	Seg.1	Seg.2	Seg.3	Seg.4	T. Giro	km/h	Local Time
1							
2	57.242	51.174	46.618	25.750	3'00.784P	91,2	11:37'37.013
3	32.009	44.367	37.186	22.788	2'16.350	146,7	11:39'53.363
4	33.327	44.632	42.262	23.164	2'23.385	179,1	11:42'16.748
5	29.566	45.280	35.719	22.203	2'12.768	155,2	11:44'29.516
6	26.610	43.037	36.672	22.836	2'09.155	180,3	11:46'38.671
7	26.125	39.132	33.870	20.387	1'59.514	184,3	11:48'38.185
8	24.389	39.420	32.553	19.728	1'56.090	224,1	11:50'34.275
9	24.607	39.721	32.681	2'36.357	4'13.366P	225,9	11:54'47.641
10	41.909	40.857	33.568	20.057	2'16.391P	166,4	11:57'04.032
11	28.624	1'05.175	47.062	21.132	2'41.993	147,1	11:59'46.025
12	23.755	39.316	33.057	19.721	1'55.849	231,3	12:01'41.874
13	23.646	37.129	32.020	20.232	1'53.027	251,7	12:03'34.901
14	23.550	37.047	31.581	19.411	1'51.589	247,1	12:05'26.490
15	23.140	37.860	31.916	21.494	1'54.410	263,4	12:07'20.900
16	23.377	37.599	31.105	19.524	1'51.605	252,3	12:09'12.505
17	24.361	37.395	33.151	2'45.944	4'20.851P	259,0	12:13'33.356
18	50.679	41.580	36.144	20.922	2'29.325P	124,3	12:16'02.681
19	26.971	40.753	34.105	20.785	2'02.614	201,5	12:18'05.295
20	23.720	36.765	31.474	19.347	1'51.306	233,3	12:19'56.601
21	22.467	35.787	31.186	18.972	1'48.412	270,0	12:21'45.013
22	22.393	35.825	30.865	19.087	1'48.170	256,5	12:23'33.183
23	22.543	35.572	30.793	19.002	1'47.910	260,9	12:25'21.093

172 DL Racing (1'48.196)

Giro	Seg.1	Seg.2	Seg.3	Seg.4	T. Giro	km/h	Local Time
1							
2	23.458	35.506	31.441	19.605	1'50.010		11:40'10.024
3	23.527	38.415	44.783	3'08.052	4'54.777P	254,7	11:45'04.801
4	44.484	42.309	33.636	19.878	2'20.307P	120,7	11:47'25.108
5	23.226	36.232	31.646	19.513	1'50.617	253,5	11:49'15.725
6	22.698	35.775	31.165	19.433	1'49.071	254,7	11:51'04.796
7	22.531	35.635	31.114	19.299	1'48.579	255,9	11:52'53.375
8	24.218	37.623	35.638	4'48.320	6'25.799P	235,3	11:59'19.174
9	40.077	38.180	32.652	20.202	2'11.111P	173,9	12:01'30.285
10	24.067	36.228	31.291	19.540	1'51.126	240,5	12:03'21.411
11	23.348	35.596	31.262	19.645	1'49.851	252,9	12:05'11.262
12	23.069	35.721	31.147	19.566	1'49.503	254,7	12:07'00.765
13	22.964	35.605	31.442	20.563	1'50.574	253,5	12:08'51.339
14	22.952	35.523	30.885	19.466	1'48.826	255,9	12:10'40.165
15	22.941	35.290	32.083	6'17.494	7'47.808P	252,9	12:18'27.973
16	39.610	36.744	31.769	19.422	2'07.545P	148,4	12:20'35.518
17	22.926	35.539	30.946	19.287	1'48.698	254,1	12:22'24.216
18	22.574	35.319	30.925	19.378	1'48.196	254,1	12:24'12.412

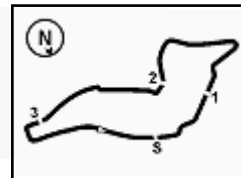
162 DL Racing (1'48.625)

Giro	Seg.1	Seg.2	Seg.3	Seg.4	T. Giro	km/h	Local Time
1							
2	43.139	38.864	32.788	20.537	2'15.328P	179,4	11:37'55.607
3	24.319	38.352	34.437	21.369	1'58.477	256,5	11:39'54.084
4	24.195	36.523	33.506	20.149	1'54.373	257,1	11:41'48.457
5	23.010	36.395	31.567	20.421	1'51.393	259,0	11:43'39.850
6	22.905	36.419	31.208	19.716	1'50.248	258,4	11:45'30.098
7	22.923	36.100	35.935	2'39.180	4'14.138P	259,6	11:49'44.236
8	38.788	37.919	31.655	19.950	2'08.312P	181,8	11:51'52.548
9	23.055	36.098	33.001	21.330	1'53.484	259,0	11:53'46.032
10	22.751	36.022	31.076	19.908	1'49.757	259,0	11:55'35.789

31/05/2024

P = Box In/Out - C = Tempo Invalidato





ACI Racing Weekend Imola, 1-2 Giugno 2024

Camp. Ita. Gran Turismo Sprint GTCup - Analisi Tempi Libere 1

Imola Circuit 4.909 m

3 / 6

177 Speed Lover (1'48.282)								196 Target Racing (1'48.467)							
Giro	Seg.1	Seg.2	Seg.3	Seg.4	T. Giro	km/h	Local Time	Giro	Seg.1	Seg.2	Seg.3	Seg.4	T. Giro	km/h	Local Time

177 Speed Lover (1'48.282)								196 Target Racing (1'48.467)							
Giro	Seg.1	Seg.2	Seg.3	Seg.4	T. Giro	km/h	Local Time	Giro	Seg.1	Seg.2	Seg.3	Seg.4	T. Giro	km/h	Local Time
1								1		46.315	37.891	40.626		140,8	
2	1'17.337	1'07.324	43.159	26.943	3'34.763P	67,6	11:37'36.833	2	1'26.698	37.985	32.379	22.208	2'59.270P	177,9	11:40'26.820
3	34.297	42.702	37.797	29.516	2'24.312	146,7	11:40'01.145	3	23.597	36.040	31.536	21.183	1'52.356	255,3	11:42'19.176
4	31.980	44.996	36.899	23.265	2'17.140	188,8	11:42'18.285	4	24.121	36.078	31.795	19.445	1'51.439	220,9	11:44'10.615
5	31.642	39.750	34.959	22.254	2'08.605	190,8	11:44'26.890	5	23.012	35.413	30.629	19.413	1'48.467	259,0	11:45'59.082
6	30.650	48.725	44.229	3'04.134	5'07.738P	165,6	11:49'34.628	6	23.976	35.668	30.376	49.009	2'19.029P	260,9	11:48'18.111
7	47.788	51.472	36.376	20.373	2'36.009P	109,2	11:52'10.637	7	3'03.568	38.553	36.661	21.377	4'40.159P	174,5	11:52'58.270
8	23.660	36.900	42.073	2'04.798	3'47.431P	247,1	11:55'58.068	8	23.002	35.375	30.764	19.400	1'48.541	257,1	11:54'46.811
9	41.175	37.349	41.475	41.486	2'41.485P	173,6	11:58'39.553	9	22.680	36.174	32.953	19.935	1'51.742	259,6	11:56'38.553
10	46.163	37.589	31.112	19.615	2'14.479	76,9	12:00'54.032	10	22.904	35.542	59.945	34.599	2'32.990	259,0	11:59'11.543
11	23.159	38.153	31.018	19.335	1'51.665	261,5	12:02'45.697	11	25.608	55.951	1'21.663	55.039	3'38.261P	235,3	12:02'49.804
12	23.012	36.715	31.003	19.673	1'50.403	264,1	12:04'36.100								
13	24.164	36.285	30.748	19.351	1'50.548	231,8	12:06'26.648								
14	22.662	36.084	30.757	19.599	1'49.102	266,0	12:08'15.750								
15	23.022	36.432	35.783	3'45.973	5'21.210P	262,8	12:13'36.960								
16	44.760	36.913	31.380	19.666	2'12.719P	116,4	12:15'49.679								
17	22.866	36.042	30.843	19.485	1'49.236	265,4	12:17'38.915								
18	22.711	36.296	32.308	20.605	1'51.920	264,7	12:19'30.835								
19	22.780	36.478	30.736	19.197	1'49.191	263,4	12:21'20.026								
20	22.528	35.602	30.606	19.546	1'48.282	263,4	12:23'08.308								
21	22.618	35.861	30.896	19.306	1'48.681	264,1	12:24'56.989								

178 Best Lap (1'47.888)							
Giro	Seg.1	Seg.2	Seg.3	Seg.4	T. Giro	km/h	Local Time

Giro	Seg.1	Seg.2	Seg.3	Seg.4	T. Giro	km/h	Local Time
1							
2	56.074	51.086	38.705	20.566	2'46.431P	87,9	11:37'24.504
3	25.186	38.590	31.945	19.318	1'55.039	210,9	11:39'19.543
4	23.412	36.234	30.749	19.408	1'49.803	229,3	11:41'09.346
5	23.043	35.849	30.722	19.438	1'49.052	241,6	11:42'58.398
6	22.917	35.604	30.712	19.167	1'48.400	252,9	11:44'46.798
7	22.340	36.007	31.204	19.866	1'49.417	258,4	11:46'36.215
8	22.293	35.804	30.405	19.386	1'47.888	266,7	11:48'24.103
9	22.150	37.511	30.120	19.088	1'48.869	268,0	11:50'12.972
10	22.115	36.740	32.911	2'15.287	3'47.053P	265,4	11:54'00.025
11	38.295	37.041	31.111	20.963	2'07.410P	187,8	11:56'07.435
12	2'20.239	1'02.407	47.518	7'50.375	12'00.539P	268,0	12:08'07.974
13	1'28.875	1'40.761	1'07.768	6'00.863	10'18.267P	167,2	12:18'26.241
14	43.538	42.162	34.352			156,5	

201 Scuderia Villorba Corse (1'50.677)							
Giro	Seg.1	Seg.2	Seg.3	Seg.4	T. Giro	km/h	Local Time

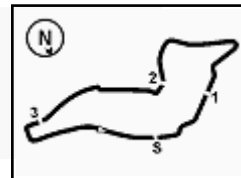
Giro	Seg.1	Seg.2	Seg.3	Seg.4	T. Giro	km/h	Local Time
1		40.435	40.878	46.439		97,1	
2	1'09.950	38.609	34.048	20.495	2'43.102P	175,0	11:40'05.620
3	24.632	38.285	32.937	20.253	1'56.107	233,3	11:42'01.727
4	23.721	38.870	32.133	20.307	1'55.031	259,0	11:43'56.758
5	23.730	37.574	32.727	20.351	1'54.382	259,0	11:45'51.140
6	23.820	37.647	31.988	41.398	2'14.853P	259,0	11:48'05.993
7	3'11.669	38.447	32.016	20.022	4'42.154P	178,8	11:52'48.147
8	23.791	39.015	32.173	20.157	1'55.136	256,5	11:54'43.283
9	23.501	38.433	33.025	20.189	1'55.148	258,4	11:56'38.431
10	24.251	38.300	1'00.087	33.001	2'35.639	258,4	11:59'14.070
11	25.090	37.831	31.640	20.133	1'54.694	241,1	12:01'08.764
12	23.486	38.080	31.967	19.923	1'53.456	260,9	12:03'02.220
13	23.220	36.750	31.690	20.114	1'51.774	262,1	12:04'53.994
14	23.124	37.117	31.322	19.886	1'51.449	261,5	12:06'45.443
15	25.147	37.250	32.015	40.975	2'15.387P	261,5	12:09'00.830
16	2'42.866	37.962	31.796	20.035	4'12.659P	178,2	12:13'13.489
17	23.390	36.892	31.344	19.795	1'51.421	260,2	12:15'04.910
18	23.071	36.846	31.161	19.740	1'50.818	260,9	12:16'55.728
19	23.145	36.614	33.142	20.468	1'53.369	260,9	12:18'49.097
20	23.080	36.948	31.697	20.016	1'51.741	257,8	12:20'40.838
21	22.966	36.563	31.268	19.880	1'50.677	260,9	12:22'31.515
22	23.046	36.918	31.403	19.934	1'51.301	260,2	12:24'22.816

180 Mertel Motorsport (1'48.066)							
Giro	Seg.1	Seg.2	Seg.3	Seg.4	T. Giro	km/h	Local Time

Giro	Seg.1	Seg.2	Seg.3	Seg.4	T. Giro	km/h	Local Time
1							
2	46.703	38.844	35.847	21.267	2'22.661P	178,5	11:38'21.961
3	23.566	35.853	31.170	19.331	1'49.920	255,3	11:40'11.881
4	22.746	37.958	32.629	2'21.022	3'54.355P	266,0	11:44'06.236
5	38.414	35.857	30.647	19.291	2'04.209P	182,4	11:46'10.445
6	22.316	35.651	30.624	19.475	1'48.066	265,4	11:47'58.511
7	22.311	35.495	31.556	19.773	1'49.135	266,0	11:49'47.646
8	24.703	37.867	30.634	2'49.626	4'22.830P	204,5	11:54'10.476
9	46.338	44.485	38.748	1'03.448	3'13.019P	151,7	11:57'23.495
10	54.247	1'00.221	32.535	20.704	2'47.707P	121,9	12:00'11.202
11	23.511	38.036	31.877	20.012	1'53.436	261,5	12:02'04.638
12	23.116	36.923	31.539	25.505	1'57.083	264,1	12:04'01.721
13	23.285	36.668	31.344	19.863	1'51.160	263,4	12:05'52.881
14	22.977	36.435	31.274	19.935	1'50.621	264,7	12:07'43.502
15	22.914	36.309	31.267	19.652	1'50.142	265,4	12:09'33.644
16	22.965	37.107	32.985	4'48.480	6'21.537P	265,4	12:15'55.181
17	40.117	36.386	33.323	24.197	2'14.023P	182,4	12:18'09.204
18	22.524	36.123	30.860	19.314	1'48.821	267,3	12:19'58.025
19	22.179	35.786	31.442			269,3	

202 HC Racing (1'47.893)							
Giro	Seg.1	Seg.2	Seg.3	Seg.4	T. Giro	km/h	Local Time

Giro	Seg.1	Seg.2	Seg.3	Seg.4	T. Giro	km/h	Local Time
1							
2	58.722	45.715	38.410	2'15.147	4'37.994P	159,5	11:39'06.633
3	40.967	40.789	35.491	21.041	2'18.288P	174,8	11:41'24.921
4	26.778	41.730	35.378	19.880	2'03.766	189,8	11:43'28.687
5	23.138	36.130	31.353	19.759	1'50.380	259,0	11:45'19.067
6	22.461	35.935	31.225	19.416	1'49.037	260,9	11:47'08.104
7	22.563	35.391	30.604	19.335	1'47.893	259,6	11:48'55.997
8	22.802	36.259	30.750	19.759	1'49.570	262,1	11:50'45.567
9	22.409	35.616	31.002	19.494	1'48.521	259,6	11:52'34.088
10	22.529	52.853	41.615	6'02.405	7'59.402P	260,9	12:00'33.490
11	42.847	42.821	34.193	20.691	2'20.552P	151,0	12:02'54.042
12	24.726	37.981	32.258	20.728	1'55.693	227,4	12:04'49.735
13	23.334	36.368	31.428	19.373	1'50.503	233,8	12:06'40.238
14	23.029	35.981	30.988	19.299	1'49.297	263,4	12:08'29.535
15	24.541	36.497	31.467	19.501	1'52.006	210,9	12:10'21.541
16	23.562	40.154	37.332	19.386	2'00.434	262,1	12:12'21.975
17	22.832	35.500	30.889	19.486	1'48.707	262,1	12:14'10.682
18	22.142	35.496	31.358	20.218	1'49.214	262,8	12:15'59.896
19	22.413	35.572	30.843	19.317	1'48.145	262,1	12:17'48.041
20	22.560	35.410	31.025	19.709	1'48.704	265,4	12:19'36.745
21	22.320	36.456	37.051	23.702	1'59.529	263,4	12:21'36.274
22	22.131	35.626	32.572	20.261	1'50.590		



ACI Racing Weekend Imola, 1-2 Giugno 2024

Camp. Ita. Gran Turismo Sprint GTCup - Analisi Tempi Libere 1

Imola Circuit 4.909 m

4 / 6

23 22.392 35.682 30.915 263,4

 14 23.128 19.554 1'50.423 267,3 12:14'13.760
 15 22.921 19.324 1'50.240 270,0 12:16'04.000
 16 25.042 19.583 1'55.616 228,8 12:17'59.616
 17 23.004 36.370 35.212 20.285 1'54.871 271,4 12:19'54.487
 18 22.935 19.581 1'50.263 **272,7** 12:21'44.750
 19 30.814 172,8

205 Best Lap (1'47.175)

Giro	Seg.1	Seg.2	Seg.3	Seg.4	T. Giro	km/h	Local Time
1							
2	44.694	41.986	36.313	21.112	2'24.105P	164,9	11:37'50.191
3	28.814	41.172	33.414	20.831	2'04.231	185,6	11:39'54.422
4	24.999	36.692	30.840	19.618	1'52.149	223,6	11:41'46.571
5	22.922	35.993	30.974	19.505	1'49.394C	262,1	11:43'35.965
6	22.673	35.717	30.467	19.316	1'48.173	260,9	11:45'24.138
7	24.825	39.231	34.746	1'36.075	3'14.877P	233,8	11:48'39.015
8	39.799	37.442	31.053	19.365	2'07.659P	173,9	11:50'46.674
9	22.834	36.543	31.215	19.463	1'50.055	262,1	11:52'36.729
10	22.781	40.776	32.838	19.576	1'55.971	262,8	11:54'32.700
11	22.830	35.952	30.318	18.971	1'48.071	261,5	11:56'20.771
12	22.218	35.734	37.821	2'52.235	4'28.008P	264,7	12:00'48.779
13	41.756	42.589	33.677	20.292	2'18.314P	174,5	12:03'07.093
14	24.284	37.692	32.481	20.337	1'54.794	251,2	12:05'01.887
15	24.195	37.792	32.092	19.874	1'53.953	252,9	12:06'55.840
16	23.753	37.516	33.042	21.071	1'55.382	259,6	12:08'51.222
17	25.416	37.655	32.122	20.126	1'55.319	223,6	12:10'46.541
18	23.922	38.424	32.590	20.146	1'55.082	262,8	12:12'41.623
19	23.516	37.427	31.537	19.849	1'52.329	261,5	12:14'33.952
20	23.646	37.278	31.470	19.983	1'52.377	264,7	12:16'26.329
21	23.821	37.109	32.262	2'07.301	3'40.493P	255,9	12:20'06.822
22	38.061	36.829	30.769	19.234	2'04.893P	180,9	12:22'11.715
23	22.541	35.614	29.957	19.334	1'47.446C	263,4	12:23'59.161
24	22.163	35.589	30.058	19.365	1'47.175	264,7	12:25'46.336

224 ZRS Motorsport (1'47.075)

Giro	Seg.1	Seg.2	Seg.3	Seg.4	T. Giro	km/h	Local Time
1							
2	25.646	46.317	40.995	20.854	1'55.343	154,1	11:38'49.840
3	23.599	37.756	31.997	19.944	1'51.062	206,1	11:40'40.902
4	23.287	36.031	31.646	19.786	1'50.575	259,6	11:42'31.477
5	23.287	36.038	31.493	19.757	1'50.575	231,3	11:44'25.269
6	24.147	36.755	32.999	19.891	1'53.792	259,0	11:46'15.200
7	23.170	36.123	31.093	19.545	1'49.931	259,0	11:48'04.643
8	23.015	35.770	31.226	19.432	1'49.443	260,2	11:53'08.743
9	23.015	35.770	31.226	3'34.144	5'04.100P	179,4	11:55'21.945
10	41.393	38.954	33.435	19.420	2'13.202P	260,2	11:57'12.876
11	22.785	35.555	32.987	19.604	1'50.931	259,6	11:59'47.855
12	23.435	1'03.705	46.837	21.002	2'34.979	260,2	12:01'38.387
13	22.942	37.027	31.256	19.307	1'50.532	260,9	12:07'09.135
14	23.117	35.747	31.368	4'00.516	5'30.748P	175,6	12:09'21.444
15	40.591	39.369	32.763	19.586	2'12.309P	243,2	12:11'11.864
16	23.736	36.329	31.009	19.346	1'50.244	260,9	12:13'02.108
17	22.690	37.050	31.068	19.436	1'48.794	264,7	12:14'50.902
18	22.675	36.072	30.767	19.280	1'47.482	263,4	12:16'38.384
19	22.463	35.321	30.404	19.294	1'47.482	240,5	12:18'27.701
20	22.911	35.767	31.348	19.291	1'49.317	262,1	12:20'14.830
21	22.494	35.271	30.164	19.200	1'47.129	264,1	12:22'01.905
22	22.379	35.156	30.316	19.224	1'47.075	263,4	12:23'49.285
23	22.240	35.503	30.492	19.145	1'47.380	265,4	12:25'36.846
24	22.800	35.412	30.270	19.079	1'47.561		

218 Best Lap (1'50.182)

Giro	Seg.1	Seg.2	Seg.3	Seg.4	T. Giro	km/h	Local Time
1							
2	52.064	41.948	34.271	20.802	2'29.085P	143,2	11:38'36.055
3	26.396	38.285	32.518	23.980	2'01.179	224,1	11:40'37.234
4	23.806	37.338	31.371	19.420	1'51.935	241,1	11:42'29.169
5	23.528	39.629	35.675	3'51.804	5'30.636P	255,3	11:47'59.805
6	41.981	37.183	31.203	19.665	2'10.032P	170,9	11:50'09.837
7	22.996	36.560	31.106	19.520	1'50.182	261,5	11:52'00.019
8	22.764	37.023	31.321	19.737	1'53'50.864	260,2	11:53'50.864
9	23.109	36.663	31.218	19.811	1'50.801	264,7	11:55'41.665
10	23.641	37.786	31.829	3'09.235	4'42.491P	255,3	12:00'24.156
11	41.625	39.139	33.866	20.310	2'14.940P	167,4	12:02'39.096
12	24.043	40.195	32.614	19.971	1'56.823	227,4	12:04'35.919
13	25.922	36.926	32.013	19.836	1'54.697	226,9	12:06'30.616
14	23.752	37.834	33.464	19.620	1'54.670	250,0	12:08'25.286
15	24.282	37.424	32.075	19.613	1'53.394	234,8	12:10'18.680
16	23.550	44.579	41.628			232,8	

229 Stefanin Giovanni (1'54.083)

Giro	Seg.1	Seg.2	Seg.3	Seg.4	T. Giro	km/h	Local Time
1							
2	57.364	45.988	37.088	22.957	2'43.397P	134,0	11:39'32.226
3	27.172	41.178	35.269	22.778	2'06.397	234,8	11:41'38.623
4	25.218	40.940	33.771	21.879	2'01.808	250,0	11:43'40.431
5	25.096	38.031	32.105	20.737	1'55.969	244,3	11:45'36.400
6	24.168	37.786	31.700	20.429	1'54.083	255,9	11:47'30.483
7	24.319	1'32.377	41.882	45.409	3'23.987P	258,4	11:50'54.470
8					2'04.488P		11:52'58.958

233 SP Racing Team (1'50.767)

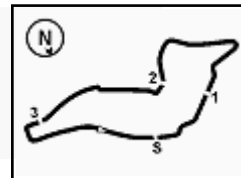
Giro	Seg.1	Seg.2	Seg.3	Seg.4	T. Giro	km/h	Local Time
1							
2	25.237	41.138	36.399	21.001	1'58.225	224,5	11:44'02.889
3	24.603	38.783	33.821	20.384	1'55.385	228,3	11:45'58.274
4	25.389	37.829	32.469	20.484	1'56.637	238,4	11:47'54.911
5	25.389	38.185	32.958	20.105	1'52.604	249,4	11:49'47.515
6	23.700	36.776	32.111	20.017	1'55.714	226,4	11:51'43.229
7	25.022	39.173	31.867	19.652	1'52.332	257,1	11:53'35.561
8	23.621	36.631	32.501	19.579	1'52.332	266,7	11:55'26.328
9	23.083	37.026	31.160	19.498	1'50.767	266,0	12:02'11.775
10	23.004			5'14.246	6'45.447P	173,1	12:04'44.537
11	40.854	1'00.029	31.998	19.881	2'32.762P	252,9	12:06'36.303
12	23.321	37.173	31.458	19.814	1'51.766	257,8	12:08'29.216
13	23.589	37.070	31.825	20.429	1'52.913	211,8	12:10'25.306
14	25.997	39.189	31.200	19.704	1'56.090	248,3	12:12'24.578
15	23.498	38.902	36.706	20.166	1'59.272	259,6	12:14'15.753
16	23.538	36.743	31.213	19.681	1'51.175	267,3	12:16'07.566
17	23.444	37.267	31.053	20.049	1'51.813	268,0	12:18'00.764
18	23.310	37.976	31.725	20.187	1'53.198		

223 SP Racing Team (1'48.308)

Giro	Seg.1	Seg.2	Seg.3	Seg.4	T. Giro	km/h	Local Time
1							
2	22.819	35.921	30.424	19.540	1'48.437	175,0	11:47'09.017
3	22.672		19.273	19.396	1'48.308	258,4	11:48'57.325
4	22.670	37.492	40.574	21.134	2'01.870	265,4	11:50'59.195
5	23.039			3'21.657	5'05.804P	268,7	11:56'04.999
6	45.937			44.215	3'05.175P	121,3	11:59'10.174
7	27.786	38.117	31.506	19.825	1'57.234	215,6	12:01'07.408
8	23.479			19.842	1'52.618	257,8	12:03'00.026
9	23.488			19.652	1'51.386	264,1	12:04'51.412
10	23.391			19.537	1'50.825	268,7	12:06'42.237
11	23.532			19.567	1'50.880	266,0	12:08'33.117
12	23.373			19.671	1'51.044	271,4	12:10'24.161
13	23.301			19.554	1'59.176	269,3	12:12'23.337

31/05/2024

P = Box In/Out - C = Tempo Invalidato



ACI Racing Weekend Imola, 1-2 Giugno 2024

Camp. Ita. Gran Turismo Sprint GTCup - Analisi Tempi Libere 1

Imola Circuit 4.909 m

5 / 6

18	23.272	36.737	31.249	20.022	1'51.280	268,0	12:19'52.044	9	22.441	35.434	30.207	19.424	1'47.506	266,7	11:51'24.688
19	23.382	36.955	31.566	19.844	1'51.747	266,0	12:21'43.791	10	28.463	40.737	38.279	7'56.286	9'43.765P	189,1	12:01'08.453
20	23.280	37.902	31.268	19.956	1'52.406	266,0	12:23'36.197	11	41.565	42.799	40.755	23.460	2'28.579P	178,8	12:03'37.032
21	23.410	36.742	31.246	19.789	1'51.187	266,0	12:25'27.384	12	25.307	37.203	32.118	19.445	1'54.073	225,0	12:05'31.105

239 Target Racing (1'48.261)

Giro	Seg.1	Seg.2	Seg.3	Seg.4	T. Giro	km/h	Local Time
1		42.381	37.594	21.152		124,7	
2	24.067	37.661	33.785	19.682	1'55.195	250,0	11:38'52.002
3	23.149	35.781	30.780	19.605	1'49.315	255,9	11:40'41.317
4	23.159	36.269	31.248	19.698	1'50.374	259,6	11:42'31.691
5	22.742	36.390	33.168	37.617	2'09.917P	258,4	11:44'41.608
6	1'22.774	35.831	31.170	20.309	2'50.084P	177,6	11:47'31.692
7	23.153	36.142	31.018	19.642	1'49.955	257,1	11:49'21.647
8	22.937	36.500	30.865	19.789	1'50.091	258,4	11:51'11.738
9	22.864	35.880	30.708	19.504	1'48.956	257,1	11:53'00.694
10	22.672	35.487	30.644	19.458	1'48.261	257,8	11:54'48.955
11	22.677	35.575	32.089	19.848	1'50.189	259,0	11:56'39.144
12	23.616	36.524	1'00.061	47.471	2'47.672P	260,2	11:59'26.816
13	2'36.181	36.541	30.612	19.787	4'03.121P	157,2	12:03'29.937
14	22.756	35.993	30.687	19.602	1'49.038	259,0	12:05'18.975
15	22.959	35.653	31.032	19.631	1'49.275	260,2	12:07'08.250
16	22.632	35.541	30.709	19.642	1'48.524	259,0	12:08'56.774
17	22.756	36.873	31.151	19.797	1'50.577	259,6	12:10'47.351
18	23.175	36.147	30.754	19.847	1'49.923	259,0	12:12'37.274
19	22.801	35.619	30.693	19.614	1'48.727	258,4	12:14'26.001
20	23.329	35.858	31.008	19.630	1'49.825	256,5	12:16'15.826
21	22.578	35.398	31.588	47.382	2'16.946P	260,9	12:18'32.772

272 DL Racing (1'50.865)

Giro	Seg.1	Seg.2	Seg.3	Seg.4	T. Giro	km/h	Local Time
1							
2	24.204	39.075	32.379	20.424	5'51.808	174,2	11:44'30.703
3	25.775	37.803	31.331	20.015	1'54.924	188,8	11:46'25.627
4	23.692	36.259	31.326	19.917	1'51.194	255,3	11:48'16.821
5	24.379			19.739	1'51.860	243,8	11:50'08.681
6	23.261	36.288	31.724	21.424	1'52.697	257,8	11:52'01.378
7	24.171	36.956	31.225	19.803	1'52.155	242,2	11:53'53.533
8	23.222	38.733	34.491	19.974	1'56.420	254,1	11:55'49.953
9	23.378			19.818	1'50.865	254,1	11:57'40.818
10	39.598	1'07.335	39.559	3'57.965	6'24.457P	147,3	12:04'05.275
11	43.054	42.130	34.867	22.055	2'22.106P	153,4	12:06'27.381
12	25.445	38.881	36.375	20.718	2'01.419	242,2	12:08'28.800
13	25.688	40.912	33.862	2'06.416	3'46.878P	236,3	12:12'15.678
14	38.848			20.039	2'09.990P	175,9	12:14'25.668
15	24.282			19.982	1'53.571	252,9	12:16'19.239
16	23.876			20.194	1'53.560	257,8	12:18'12.799
17	23.342	37.140	32.005	19.867	1'52.354	257,8	12:20'05.153
18	23.376	36.573	31.881	19.829	1'51.659	258,4	12:21'56.812
19	23.313	36.677	31.719	19.928	1'51.637	255,3	12:23'48.449
20	23.788	37.681	32.506			256,5	

249 Carminati Ettore (1'47.737)

Giro	Seg.1	Seg.2	Seg.3	Seg.4	T. Giro	km/h	Local Time
1		41.936	37.088	20.828		145,7	
2	24.287	38.441	31.916	19.961	1'54.605	254,1	11:38'17.322
3	23.546	36.033	31.319	19.526	1'50.424	257,8	11:40'07.746
4	24.001	37.243	33.073	20.404	1'54.721	255,3	11:42'02.467
5	23.474	37.698	30.850	19.461	1'51.483	259,0	11:43'53.950
6	22.964	35.788	31.109	19.596	1'49.457	259,0	11:45'43.407
7	23.148	35.537	31.054	3'19.318	4'49.057P	259,6	11:50'32.464
8	44.047	38.899	34.060	4'19.243	6'16.249P	142,1	11:56'48.713
9	41.195	1'01.460	48.911	20.003	2'51.569P	142,9	11:59'40.282
10	23.275	35.839	31.470	19.960	1'50.544	257,8	12:01'30.826
11	24.179	36.274	31.209	19.495	1'51.157	215,6	12:03'21.983
12	23.218	35.823	31.100	19.602	1'49.743	260,9	12:05'11.726
13	23.200	35.772	30.913	3'01.520	4'31.405P	261,5	12:09'43.131
14	39.473	37.699	32.016	19.730	2'08.918P	175,0	12:11'52.049
15	22.721	35.703	30.944	19.362	1'48.730	259,6	12:13'40.779
16	22.511	35.301	30.561	19.364	1'47.737	262,1	12:15'28.516
17	22.453	35.681	30.840	19.411	1'48.385	264,1	12:17'16.901
18	22.558	36.065	34.537	20.284	1'53.444	262,8	12:19'10.345
19	22.533	1'24.564	32.236	19.653	2'38.986	260,9	12:21'49.331
20	23.036	36.263	31.450	19.501	1'50.250	260,9	12:23'39.581
21	22.791	37.204	33.449			262,8	

277 Locke Mark Adrian (1'49.198)

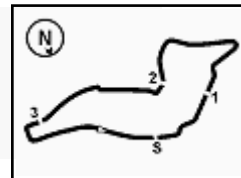
Giro	Seg.1	Seg.2	Seg.3	Seg.4	T. Giro	km/h	Local Time
1							
2	52.870	50.342	41.653	25.299	2'50.164P	99,8	11:37'34.477
3	32.288	43.493	37.979	21.975	2'15.735	149,8	11:39'50.212
4	33.312	52.402	34.928	19.644	2'20.286	176,2	11:42'10.498
5	25.780	41.737	38.174	2'19.147	4'04.838P	189,8	11:46'15.336
6	42.873	41.228	33.495	19.481	2'17.077P	181,2	11:48'32.413
7	24.154	37.000	32.346	19.209	1'52.709	204,9	11:50'25.122
8	25.534	39.840	33.122	2'09.541	3'48.037P	205,7	11:54'13.159
9	42.162	38.301	31.354	19.161	2'10.978P	139,5	11:56'24.137
10	23.962	36.084	58.535	45.648	2'44.229	216,0	11:59'08.366
11	24.296	35.902	30.969	19.143	1'50.310	237,4	12:00'58.676
12	22.521	36.867	30.770	19.040	1'49.198	263,4	12:02'47.874
13	22.541	36.216	31.458	2'09.895	3'40.110P	264,7	12:06'27.984
14	43.187	42.469	35.937	23.159	2'24.752P	154,7	12:08'52.736
15	25.729	41.720	33.912	20.488	2'01.849	219,5	12:10'54.585
16	25.650	40.935	34.653	20.225	2'01.463	204,5	12:12'56.048
17	24.342	40.256	33.568	20.097	1'58.263	245,5	12:14'54.311
18	23.803	39.378	32.551	20.156	1'55.888	259,6	12:16'50.199
19	23.567	40.096	34.253	21.303	1'59.219	264,1	12:18'49.418
20	27.383	40.436	33.606	20.404	2'01.829	161,7	12:20'51.247
21	23.897	39.260	33.561	19.998	1'56.716	255,9	12:22'47.963
22	23.436	37.479	32.911	20.321	1'54.147	260,2	12:24'42.110

250 AF Corse (1'47.155)

Giro	Seg.1	Seg.2	Seg.3	Seg.4	T. Giro	km/h	Local Time
1		41.068	36.908	22.103		139,0	
2	28.421	43.315	36.104	21.753	2'09.593	201,1	11:38'27.609
3	24.957	38.680	31.311	19.570	1'54.518	218,6	11:40'22.127
4	23.026	36.126	35.126	20.567	1'54.845	250,0	11:42'16.972
5	26.655	37.325	31.116	19.526	1'54.622	179,4	11:44'11.594
6	23.071	35.863	30.620	19.307	1'48.861	259,0	11:46'00.455
7	22.874	35.992	30.295	19.641	1'48.802	268,0	11:47'49.257
8	22.517	35.544	30.461	19.403	1'47.925	266,7	11:49'37.182

31/05/2024

P = Box In/Out - C = Tempo Invalidato



ACI Racing Weekend Imola, 1-2 Giugno 2024

Camp. Ita. Gran Turismo Sprint GTCup - Analisi Tempi Libere 1

Imola Circuit 4.909 m

6 / 6

280 Briselli Victor (1'50.147)							
Giro	Seg.1	Seg.2	Seg.3	Seg.4	T. Giro	km/h	Local Time
1							
2	1'00.654	46.153	35.460	24.226	2'46.493P	132,0	11:38'59.527
3	25.720	37.751	32.208	20.127	1'55.806	222,2	11:40'55.333
4	24.338	36.924	31.415	19.712	1'52.389	238,9	11:42'47.722
5	23.774	37.318	31.407	19.709	1'52.208	256,5	11:44'39.930
6	23.037	37.386	32.500	19.793	1'52.716	262,8	11:46'32.646
7	24.356	39.336	31.593	19.919	1'55.204	234,8	11:48'27.850
8	23.484	36.912	32.897	19.888	1'53.181	258,4	11:50'21.031
9	23.418	36.648	31.099	19.690	1'50.855	258,4	11:52'11.886
10	23.723	36.973	32.028	20.058	1'52.782	250,0	11:54'04.668
11	23.518	37.404	34.204	41.791	2'16.917P	260,2	11:56'21.585
12	3'53.007	38.588	31.904	19.625	5'23.124P	160,7	12:01'44.709
13	23.474	37.567	31.128	19.463	1'51.632	268,7	12:03'36.341
14	23.343	37.101	30.988	20.415	1'51.847	267,3	12:05'28.188
15	23.113	37.141	31.394	20.496	1'52.144	266,0	12:07'20.332
16	23.260	36.635	30.636	19.616	1'50.147	266,0	12:09'10.479
17	23.358	36.626	31.182	19.688	1'50.854	264,1	12:11'01.333
18	23.043	37.090	31.654	19.725	1'51.512	267,3	12:12'52.845
19	23.011	37.793	30.862	19.612	1'51.278	267,3	12:14'44.123
20	23.079	36.651	30.902	19.547	1'50.179	267,3	12:16'34.302
21	22.961	36.340	1'19.818	1'04.301	3'23.420P	267,3	12:19'57.722

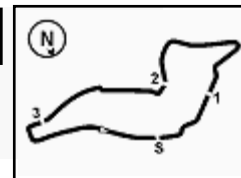
14	22.728	35.495	30.574	19.539	1'48.336	260,2	12:06'37.671
15	25.756	41.299	34.533	2'52.935	4'34.523P	244,9	12:11'12.194
16	44.485	39.879	33.293	20.333	2'17.990P	169,3	12:13'30.184
17	23.902	37.172	31.654	19.979	1'52.707	260,9	12:15'22.891
18	23.201	36.221	31.527	19.642	1'50.591	263,4	12:17'13.482
19	23.077	36.380	31.209	19.658	1'50.324	263,4	12:19'03.806
20	22.813	35.700	31.362	19.722	1'49.597	261,5	12:20'53.403
21	22.773	36.559	31.050	19.625	1'50.007	263,4	12:22'43.410
22	22.698	35.349	31.364	19.425	1'48.836	260,9	12:24'32.246

281 Mertel Motorsport (1'51.655)							
Giro	Seg.1	Seg.2	Seg.3	Seg.4	T. Giro	km/h	Local Time
1							
2	54.110	45.033	41.924	23.785	2'44.852P	137,4	11:37'47.755
3	31.848	42.254	33.684	21.624	2'09.410	161,7	11:39'57.165
4	26.413	38.200	31.586	20.498	1'56.697	191,2	11:41'53.862
5	24.062	37.047	31.653	19.933	1'52.695	242,2	11:43'46.557
6	23.360	36.961	31.752	19.582	1'51.655	260,2	11:45'38.212
7	23.345	37.375	32.141	2'19.938	3'52.799P	264,7	11:49'31.011
8	40.800	40.995	34.208	20.146	2'16.149P	171,7	11:51'47.160
9	23.536	37.158	31.682	19.922	1'52.298	261,5	11:53'39.458
10	23.462	38.129	34.530	4'29.211	6'05.332P	262,1	11:59'44.790
11	49.279	40.942	32.920	20.732	2'23.873P	114,8	12:02'08.663
12	25.938	38.045	31.594	20.332	1'55.909	216,4	12:04'04.572
13	24.246	37.736	31.528	20.060	1'53.570	251,2	12:05'58.142
14	24.694	37.465	31.514	20.028	1'53.701	234,3	12:07'51.843
15	24.146	37.538	31.296	19.763	1'52.743	255,9	12:09'44.586
16	24.592	38.798	31.958	19.886	1'55.234	241,6	12:11'39.820
17	24.698	39.032	31.941	20.014	1'55.685	241,6	12:13'35.505
18	28.218	39.479	32.880	2'02.140	3'42.717P	168,5	12:17'18.222
19	41.101	38.263	32.413	21.406	2'13.183P	156,1	12:19'31.405
20	24.808	39.044	31.847	19.788	1'55.487	233,8	12:21'26.892
21	24.644	39.895	34.797			236,8	

288 HC Racing (1'48.336)							
Giro	Seg.1	Seg.2	Seg.3	Seg.4	T. Giro	km/h	Local Time
1							
2	59.915	42.375	40.574	2'15.668	4'38.532P	101,2	11:38'50.616
3	38.823	36.564	31.706	19.836	2'06.929P	176,8	11:40'57.545
4	23.437	37.122	38.060	19.932	1'58.551	258,4	11:42'56.096
5	22.965	35.722	31.176	19.663	1'49.526	255,9	11:44'45.622
6	22.748	37.854	31.575	20.187	1'52.364	257,8	11:46'37.986
7	22.941	36.568	34.091	2'13.038	3'46.638P	259,6	11:50'24.624
8	38.834	36.527	36.638	19.557	2'11.556P	177,6	11:52'36.180
9	22.805	38.079	31.293	19.702	1'51.879	257,1	11:54'28.059
10	23.428	35.928	31.501	19.584	1'50.441	251,7	11:56'18.500
11	22.586	35.882	45.549	2'38.422	4'22.439P	260,9	12:00'40.939
12	43.124	38.588	36.221	20.106	2'18.039P	164,6	12:02'58.978
13	23.359	35.716	31.085	20.197	1'50.357	260,9	12:04'49.335

31/05/2024

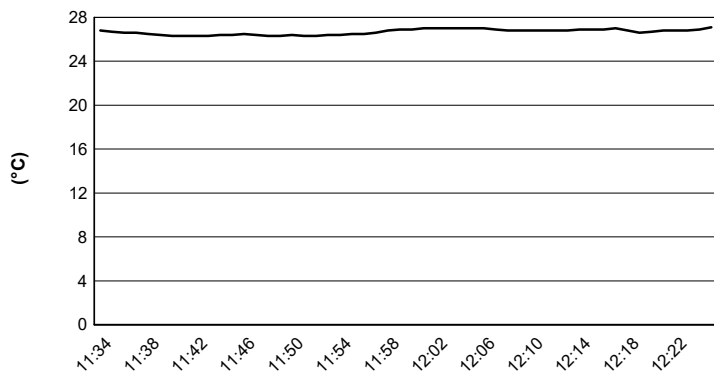
P = Box In/Out - C = Tempo Invalidato



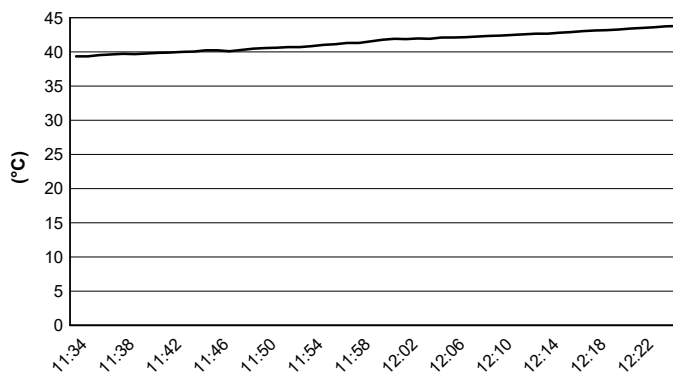
Imola Circuit 4.909 m

ACI Racing Weekend Imola, 1-2 Giugno 2024
Camp. Ita. Gran Turismo Sprint GTCup - Meteo Libere 1
Session started 11:34 - Session ended 12:26

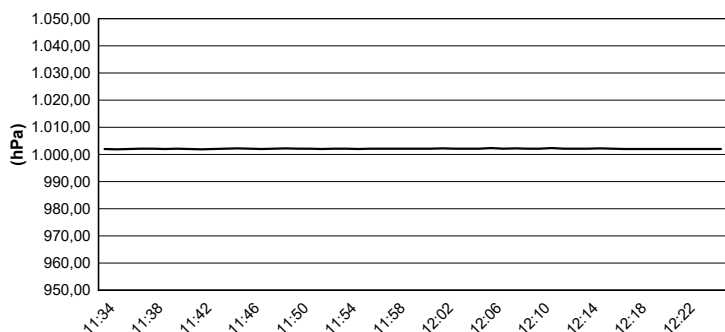
Air Temperature



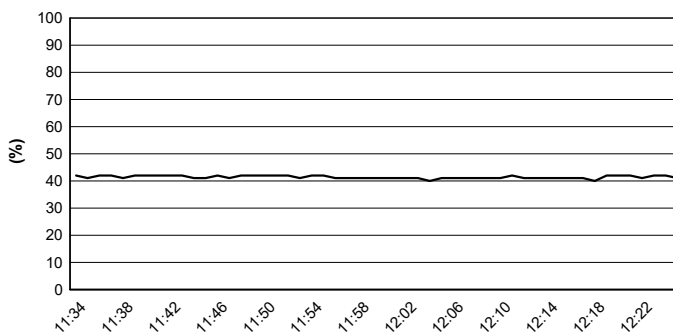
Track Temperature



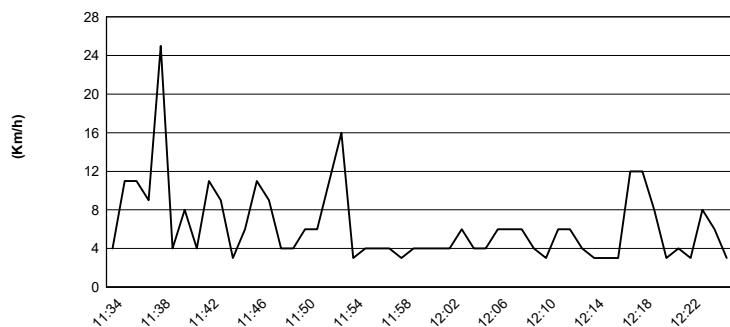
Air Pressure



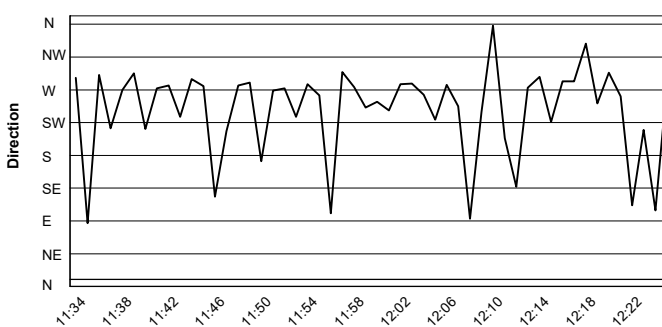
Humidity



Wind Speed

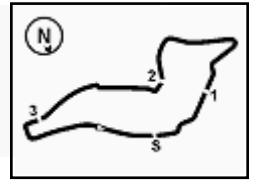


Wind Direction



31/05/2024



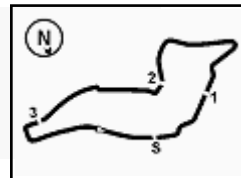


Imola Circuit 4.909 m

ACI Racing Weekend Imola, 1-2 Giugno 2024

Camp. Ita. Gran Turismo Sprint GTCup - Pit Times Libere 1

No. Concorrente	Auto		Orario Locale	Pit Time
103 Easy Race	E.PIERANTONI	USCITA BOX	11:34'04.838	
		INGRESSO BOX	11:36'00.225	
		USCITA BOX	11:37'48.917	1'48.692
		INGRESSO BOX	11:50'29.909	
		USCITA BOX	11:53'58.686	3'28.777
		INGRESSO BOX	12:11'18.489	
		USCITA BOX	12:13'33.324	2'14.835
106 Pollini Giacomo	G.POLLINI	USCITA BOX	11:34'46.219	
		INGRESSO BOX	11:59'45.428	
		USCITA BOX	12:02'39.444	2'54.016
		INGRESSO BOX	12:20'51.626	
109 DL Racing	A.FONTANA	USCITA BOX	11:34'10.015	
		INGRESSO BOX	11:36'17.994	
		USCITA BOX	11:38'33.652	2'15.658
		INGRESSO BOX	11:51'19.438	
		USCITA BOX	11:53'27.477	2'08.039
		INGRESSO BOX	12:05'09.751	
		USCITA BOX	12:07'29.438	2'19.687
111 Best Lap	S.PATRINICOLA	USCITA BOX	11:34'47.738	
		INGRESSO BOX	11:46'26.004	
		USCITA BOX	11:48'56.653	2'30.649
		INGRESSO BOX	11:58'26.797	
		USCITA BOX	12:02'02.324	3'35.527
		INGRESSO BOX	12:14'49.393	
		USCITA BOX	12:17'44.897	2'55.504
121 MM Motorsport	R.MESSINA	USCITA BOX	11:34'51.278	
		INGRESSO BOX	11:37'08.856	
		USCITA BOX	11:38'29.655	1'20.799
		INGRESSO BOX	11:56'49.632	
		USCITA BOX	11:59'22.940	2'33.308
133 SP Racing Team	E.PISANI	USCITA BOX	11:34'20.715	
		INGRESSO BOX	11:36'48.986	
		USCITA BOX	11:39'38.432	2'49.446
		INGRESSO BOX	11:48'45.570	
		USCITA BOX	11:51'46.988	3'01.418
		INGRESSO BOX	11:59'57.279	
		USCITA BOX	12:04'23.459	4'26.180
155 Milner Christopher	C.MILNER	USCITA BOX	11:34'58.412	
		INGRESSO BOX	11:52'29.280	
		USCITA BOX	11:55'01.012	2'31.732
		INGRESSO BOX	12:11'05.004	
		USCITA BOX	12:13'50.343	2'45.339
162 DL Racing	I.BADAWI	USCITA BOX	11:35'57.285	
		INGRESSO BOX	11:47'25.112	

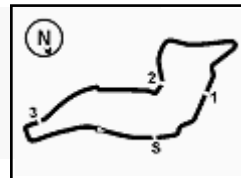


Imola Circuit 4.909 m

ACI Racing Weekend Imola, 1-2 Giugno 2024

Camp. Ita. Gran Turismo Sprint GTCup - Pit Times Libere 1

No. Concorrente	Auto		Orario Locale	Pit Time	
162 DL Racing	I.BADAWI	USCITA BOX	11:49'57.831	2'32.719	
		INGRESSO BOX	12:11'09.668		
		USCITA BOX	12:18'49.159	7'39.491	
		INGRESSO BOX	12:24'46.275		
163 VSR	I.ZANON	USCITA BOX	11:45'59.737	5'01.836	
		INGRESSO BOX	11:48'11.258		
		USCITA BOX	11:53'13.094		
		INGRESSO BOX	11:55'15.393		
169 Raptor Engineering	A.PALMA	USCITA BOX	11:36'03.786	3'25.751	
		INGRESSO BOX	11:43'28.745		
		USCITA BOX	11:46'54.496		
		INGRESSO BOX	11:54'16.421		
		USCITA BOX	12:01'28.784		
		INGRESSO BOX	12:07'04.475		
172 DL Racing	F.SCIONTI	INGRESSO BOX	11:42'25.119	2'53.305	
		USCITA BOX	11:45'18.424		
		INGRESSO BOX	11:54'47.378		
		USCITA BOX	11:59'33.143		
177 Speed Lover	G.RENMANS	INGRESSO BOX	12:12'30.921	4'45.765	
		USCITA BOX	12:18'41.576		
		USCITA BOX	11:34'34.599		2'58.667
		INGRESSO BOX	11:46'51.509		
		USCITA BOX	11:49'50.176		
		INGRESSO BOX	11:54'15.194		
USCITA BOX	11:56'13.331				
INGRESSO BOX	12:10'09.584				
178 Best Lap	M.BUCCI	INGRESSO BOX	12:13'52.130	3'42.546	
		USCITA BOX	12:13'52.130		
		USCITA BOX	11:34'59.802		2'12.709
		INGRESSO BOX	11:52'01.285		
		USCITA BOX	11:54'13.994		
		INGRESSO BOX	12:00'38.973		
USCITA BOX	12:08'22.002				
INGRESSO BOX	12:12'48.196				
180 Mertel Motorsport	T.LOVATI	USCITA BOX	12:18'40.301	5'52.105	
		INGRESSO BOX	12:20'45.365		
		USCITA BOX	11:36'17.596		2'18.333
		INGRESSO BOX	11:42'01.858		
		USCITA BOX	11:44'20.191		
		INGRESSO BOX	11:51'36.710		
USCITA BOX	11:54'25.301				
INGRESSO BOX	11:56'39.905				
196 Target Racing	L.ALI	USCITA BOX	11:57'37.451	57.546	
		INGRESSO BOX	12:11'24.835		
		USCITA BOX	12:16'09.253		4'44.418
		INGRESSO BOX	12:21'43.218		
		USCITA BOX	11:34'49.520		
		INGRESSO BOX	11:37'07.489		

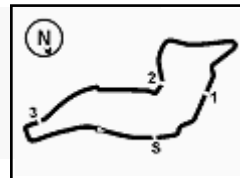


Imola Circuit 4.909 m

ACI Racing Weekend Imola, 1-2 Giugno 2024

Camp. Ita. Gran Turismo Sprint GTCup - Pit Times Libere 1

No. Concorrente	Auto		Orario Locale	Pit Time	
196	Target Racing	L.ALI	USCITA BOX	11:38'27.918	1'20.429
			INGRESSO BOX	11:47'57.017	
			USCITA BOX	11:50'53.851	2'56.834
			INGRESSO BOX	12:02'21.801	
201	Scuderia Villorba Corse	L.PRIVITELIO	USCITA BOX	11:34'40.526	1'05.437
			INGRESSO BOX	11:36'58.152	
			USCITA BOX	11:38'03.589	
			INGRESSO BOX	11:47'41.262	3'10.364
			USCITA BOX	11:50'51.626	
			INGRESSO BOX	12:08'36.113	
202	HC Racing	F.D'AURIA	USCITA BOX	12:11'17.058	2'40.945
			INGRESSO BOX		
205	Best Lap	G.CARBONI	USCITA BOX	11:34'56.574	2'08.573
			INGRESSO BOX	11:37'11.928	
			USCITA BOX	11:39'20.501	
			INGRESSO BOX	11:54'49.497	5'57.592
			USCITA BOX	12:00'47.089	
			INGRESSO BOX	12:25'13.291	
218	Best Lap	G.NALDI	USCITA BOX	11:35'42.582	1'32.670
			INGRESSO BOX	11:47'20.327	
			USCITA BOX	11:48'52.997	
			INGRESSO BOX	11:58'24.422	2'38.337
			USCITA BOX	12:01'02.759	
			INGRESSO BOX	12:18'16.261	
223	SP Racing Team	S.ZANINI	USCITA BOX	12:20'20.775	2'04.514
			INGRESSO BOX		
			USCITA BOX	11:36'23.557	3'44.036
			INGRESSO BOX	11:44'29.721	
			USCITA BOX	11:48'13.757	
			INGRESSO BOX	11:57'32.464	3'05.999
USCITA BOX	12:00'38.463				
INGRESSO BOX	12:12'29.970				
223	SP Racing Team	S.ZANINI	USCITA BOX	11:43'29.449	3'18.788
			INGRESSO BOX	11:53'00.350	
			USCITA BOX	11:56'19.138	3'59.522
			INGRESSO BOX	12:23'58.829	
224	ZRS Motorsport	D.POLVERINI	USCITA BOX	11:34'32.718	3'34.704
			INGRESSO BOX	11:49'50.558	
			USCITA BOX	11:53'25.262	3'59.522
			INGRESSO BOX	12:03'24.481	
USCITA BOX	12:07'24.003				
229	Stefanin Giovanni	G.STEFANIN	USCITA BOX	11:37'11.515	
			INGRESSO BOX	11:50'29.150	
233	SP Racing Team	M.ABBATI	USCITA BOX	11:34'30.478	3'02.547
			INGRESSO BOX	11:36'51.546	
			USCITA BOX	11:39'54.093	5'10.523
			INGRESSO BOX	11:57'14.733	
USCITA BOX	12:02'25.256				
239	Target Racing	H.HAN	USCITA BOX	11:34'42.181	
			INGRESSO BOX	11:44'20.913	

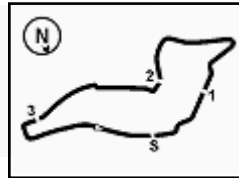


Imola Circuit 4.909 m

ACI Racing Weekend Imola, 1-2 Giugno 2024

Camp. Ita. Gran Turismo Sprint GTCup - Pit Times Libere 1

No. Concorrente	Auto		Orario Locale	Pit Time					
239	Target Racing	H.HAN	USCITA BOX	11:45'40.709	1'19.796				
			INGRESSO BOX	11:59'03.175					
			USCITA BOX	12:01'32.524	2'29.349				
			INGRESSO BOX	12:18'09.967					
249	Carminati Ettore	E.CARMINATI	USCITA BOX	11:34'11.715	3'14.909				
			INGRESSO BOX	11:47'32.973					
			USCITA BOX	11:50'47.882					
			INGRESSO BOX	11:52'49.239					
			USCITA BOX	11:57'02.492					
			INGRESSO BOX	12:06'58.902					
250	AF Corse	E.BORELLI	USCITA BOX	11:34'07.531	7'50.693				
			INGRESSO BOX	11:53'32.551					
			USCITA BOX	12:01'23.244					
			INGRESSO BOX	12:22'17.439					
			272	DL Racing		N.TAGLIAPIETRA	INGRESSO BOX	11:40'37.690	1'55.083
							USCITA BOX	11:42'32.773	
INGRESSO BOX	12:00'24.918								
USCITA BOX	12:04'18.846								
INGRESSO BOX	12:10'27.550								
277	Locke Mark Adrian	M.LOCKE	USCITA BOX	11:40'37.690	3'53.928				
			INGRESSO BOX	11:42'32.773					
			USCITA BOX	12:00'24.918					
			INGRESSO BOX	12:10'27.550					
			USCITA BOX	12:12'28.271					
			INGRESSO BOX	12:25'44.748					
277	Locke Mark Adrian	M.LOCKE	USCITA BOX	11:35'03.322	2'05.318				
			INGRESSO BOX	11:44'14.637					
			USCITA BOX	11:46'29.906					
			INGRESSO BOX	11:52'22.381					
			USCITA BOX	11:54'27.699					
			INGRESSO BOX	12:04'37.391					
280	Briselli Victor	V.BRISELLI	USCITA BOX	12:06'41.988	2'04.597				
			INGRESSO BOX	12:06'41.988					
			USCITA BOX	11:36'38.231					
			INGRESSO BOX	11:55'56.817					
280	Briselli Victor	V.BRISELLI	USCITA BOX	11:59'47.310	3'50.493				
			INGRESSO BOX	11:59'47.310					
			USCITA BOX	11:59'47.310					
			INGRESSO BOX	12:19'30.360					
281	Mertel Motorsport	M.LA MARCA	USCITA BOX	11:35'23.400	2'13.370				
			INGRESSO BOX	11:47'31.584					
			USCITA BOX	11:49'44.954					
			INGRESSO BOX	11:55'35.806					
			USCITA BOX	12:00'01.110					
			INGRESSO BOX	12:15'37.389					
			USCITA BOX	12:17'32.205					
			INGRESSO BOX	12:23'27.736					
288	HC Racing	A.CLEMENTI PISANI	USCITA BOX	11:34'38.590	2'07.623				
			INGRESSO BOX	11:36'56.579					
			USCITA BOX	11:39'04.202					
			INGRESSO BOX	11:48'30.636					
			USCITA BOX	11:50'38.293					
			INGRESSO BOX	11:58'30.399					
			USCITA BOX	12:00'54.575					
			INGRESSO BOX	12:00'54.575					



Imola Circuit 4.909 m

ACI Racing Weekend Imola, 1-2 Giugno 2024

Camp. Ita. Gran Turismo Sprint GTCup - Pit Times Libere 1

No. Concorrente	Auto		Orario Locale	Pit Time
288	HC Racing	A.CLEMENTI PISANI	INGRESSO BOX 12:08'40.883	
			USCITA BOX 12:11'28.116	2'47.233



ACI Global Servizi



Powered by FICr PERUGIA TIMING

